

Part height lockers

Education lockers have been specifically designed with users in mind, ensuring lockers and compartments are within the height range of the user age group for easy access and reach.

Cube and half height lockers are ideal for key stage 1 with three quarter lockers for key stage 2 ensuring pupils do not stretch or overreach to use them.

Half height lockers

Low lockers are ideal for nursery, infant and junior schools. Single door locker has a fixed garment hanging rail (except 300mm deep) with two coat hooks.

896mm high

1 compartment

2 compartment

3 compartment

Height - 896mm*	
Width mm	Depth mm
300	300
300	390
300	450
380	380
380	450
450	450

* Height rises with sloping top - see page 9

Three quarter lockers

The three quarter locker fills the gap between standard half height and full height lockers.

Height - 1382mm*	
Width mm	Depth mm
300	300
300	380
300	450
380	380
380	450
450	450

* Height rises with sloping top - see page 9

1382mm high

1 compartment

2 compartment

3 compartment

PROBE**FIRE****ZERO**

Probe Steel Products are fire tested and approved in line with European Standard - EN 13501-1: 2007 +A1: 2009

MEETS BS 4680: 1996
excluding size specification



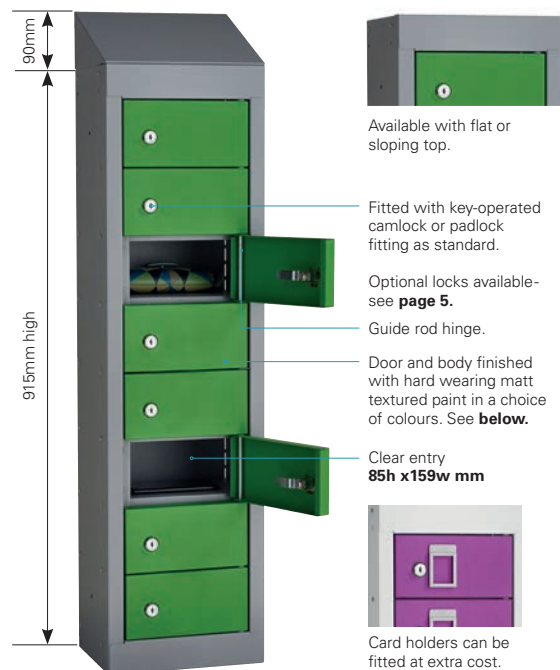
AC+IVECOAT

All painted components are protected with a powder coating which incorporates ActiveCoat anti-bacterial technology. ActiveCoat has been tested by an Internationally recognised microbiological testing laboratory for antibacterial performance, against the most widely encountered and problematic organisms including the MRSA Super bug and E-coli. These micro-organisms suffered a 99.9% reduction in population.

Compact lockers, colours and accessories

For compact storage solutions (for smaller personal items, such as phones or bags); our range of small compartment lockers offer a safe and secure solution and efficiently uses space in workplace environments.

Personal effects locker



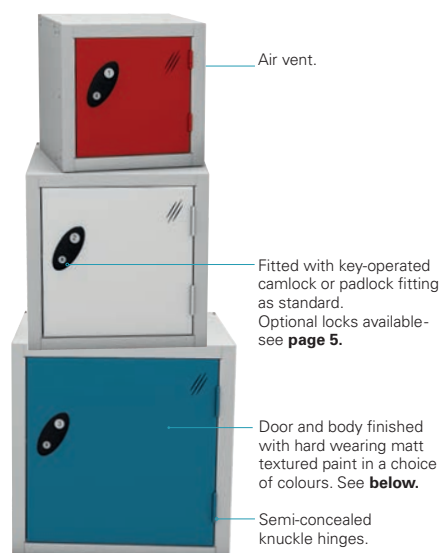
This slim locker offers convenient safe storage of small items like keys, wallets and phones.

Height - 915mm *	
Width mm	Depth mm
250	180

* Height rises 90mm with sloping top

Cube stackable lockers

Use these handy lockers as multi-purpose storage units, offered in a range of sizes so you can stack and bolt together to make the perfect small compartment solution.



Each Cube has the same side length.

Height - 300mm	
Width mm	Depth mm
300	300

Height - 380mm	
Width mm	Depth mm
380	380

Height - 450mm	
Width mm	Depth mm
450	450

Colour Options



ActiveCoat antimicrobial technology is incorporated into all our cupboards at the time of manufacture, offering constant protection against a wide range of bacteria.

Body colour range

Choice of 3 body colours.



Standard door colour range

Choice of 7 door colours.



Autumn door colour range

Choice of 5 door colours.



Please note that due to printing restrictions colours represented may differ from original product. We recommend you request a colour swatch before ordering.

Accessories



Sloping top height	
Locker depth	Additional height
300	125
380	158
450	187

Sloping tops are essential in hygiene sensitive locations (such as hospitals and the food industry). The slope prevents items and litter being left on locker tops and makes cleaning easier. Sloping Tops have a 22° upward slope from front to back which will add height to your locker. This varies according to the locker depth.



Lockers are often used in areas where floors need frequent cleaning. Locker stands provide maximum floor access raising lockers 150mm off the floor.

Lock options

*Included in locker price. Request lock type at time of ordering.



Type A – Probe cam lock*

Even the standard lock has a micro sprung 10 disc lock featuring a massive 2000 serial combinations - all exclusive to Whittan. Two keys are included with each standard lock.



Type B – Hasp & staple*

Attractive design allowing easy use of padlock. Transfers responsibility for locking to the user. The user requires a padlock (not supplied) with a shackle diameter of 7mm.



Type P – Re-programmable combination lock

User Re-programmable

An effective 4 digit code combination lock with 10,000 possible combinations, making losing keys a thing of the past.

Suitable for multi user applications.

Master override key sold separately.

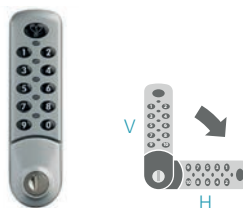


Type SPU - Public

Type SPR - Private

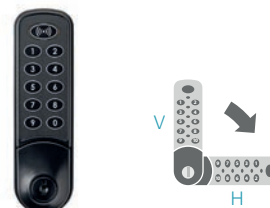
Public multi-user auto scramble combination lock

Automatically scrambles to 0000 when opened. Has 999 highly secure combinations available - no batteries needed. It has a metal matte black shell and has a master key override (supplied separately) for code finding and lock resetting.



Type L – Digital combination lock 40,000 combinations

Simple to program battery operated lock which can last up to 50,000 operations before needing changing. Emergency access using service key. Single user supplied as standard but multi-user option is available (specify when ordering)



Type N – Nimbus RFID lock

The Nimbus RFID digital lock provides contactless locking and is compatible with RFID standards and incorporates a membrane touchpad for ease of programming. The keypad can also be used to override the lock when required.



Type H (£1) – Dual coin/token return/retain

These locks are available with coin denominations £/€ or tokens, for either return or retain.

3Dlockers

www.3dlockers.co.uk 01924 240291